

Rate constants for the reactions of OH with ethane and some halogen substituted ethanes at 296 K

Carleton J. Howard

Aeronomy Laboratory, NOAA Environmental Research Laboratories, Boulder, Colorado

K. M. Evenson

National Bureau of Standards, Boulder, Colorado 80302

(Received 26 January 1976)

Absolute rate constants for the reactions of OH radicals with C₂H₆ and twelve fluorine, chlorine, and bromine substituted ethane compounds are reported. The measurements are made at 296 K and pressures ranging from 100 to 1000 Pa (0.7–7 torr) using a discharge-flow system and laser magnetic resonance detection of OH. The results are similar to those of an earlier work on a series of methane compounds and indicate that the reaction mechanism is the abstraction of an H atom. Thus, completely halogenated molecules are relatively inert. The hydrogen containing molecules react with rate constants ranging from about 3 to 400 × 10⁻¹⁵ cm³ molecule⁻¹ sec⁻¹.

INTRODUCTION

The current controversy over the role of halogenated hydrocarbons in conveying chlorine and bromine to the stratosphere, where these atomic species are photolytically released to catalytically destroy ozone, is well documented.¹⁻⁴ A number of mechanisms have been proposed to compete with stratospheric photolysis as halocarbon sinks, including ion-molecule reactions, O(¹D) atom reactions, heterogeneous processes, and OH radical reactions. Of these, only heterogeneous processes, which are very difficult to assess, and OH reactions remain viable. Our measurements of the reactivity of OH radicals for a series of single carbon molecules containing hydrogen, fluorine, chlorine, and bromine were reported earlier.⁵ That work is in excellent agreement with other studies by Atkinson, Pitts and co-workers,⁶ and Davis *et al.*,⁷ which include important measurements of the temperature dependencies.

CH₃CCl₃ (methyl chloroform or 1, 1, 1-trichloroethane) is used extensively as a cleaning solvent, and it is estimated that in 1974 more than 330 million kilograms of CH₃CCl₃ were released into the atmosphere.⁸ It has been detected in the northern troposphere at a mixing ratio of about 10⁻¹⁰.⁹ CH₂BrCH₂Br (ethylene dibromide or 1, 2-dibromoethane) is also produced in large quantities. Much of this is used as an automobile fuel additive to aid in the volatilization of lead combustion products and is not likely to escape unreacted into the atmosphere. A smaller amount is used as a wood fumigant. CH₃CHF₂ (fluorocarbon 152a or 1, 1-difluoroethane) is marketed and used in an azeotropic mixture with CF₂Cl₂ as a refrigerant. CH₃CClF₂ (fluorocarbon 142b or 1, 1-difluoro-1-chloroethane) is used in a mixture with CF₂Cl₂ and CFCI₃ to produce an aerosol propellant. CF₂CICFCl₂ (fluorocarbon 113, or 1, 1, 2-trifluorotrichloroethane) and CF₂CICF₂Cl (fluorocarbon 114 or 1, 2-dichlorotetrafluoroethane) and mixtures containing these compounds are probably released to the atmosphere in their applications as refrigerants, propellants, and blowing agents for rigid and resilient polymeric foams. In addition, other ethane type compounds containing hydrogen are being considered as replacements for CF₂Cl₂ and CFCI₃.

Thus there is a need for measurements of the reactions of OH radicals with ethane halocarbons. The present work covers some reactions of OH with ethane type molecules containing hydrogen, fluorine, chlorine, and bromine.

EXPERIMENTAL

The apparatus and rate constant measurement techniques are described in detail in previous work.^{5,10} Briefly, the apparatus is a conventional discharge-flow system in which OH radicals are generated in a helium carrier gas stream by the fast reaction of H with NO₂. Typical concentrations are about 10⁹–10¹¹ molecules/cm³ for OH, 8 × 10¹²–6 × 10¹⁵ molecules/cm³ for reactant molecules, and 2.6 × 10¹⁶–2.6 × 10¹⁷ molecules/cm³ for the helium carrier gas. The gas temperature is 296 K. Hydroxyl radicals are detected with a laser magnetic resonance spectrometer. A cw D₂O laser operating at a wavelength of 84.3 μm monitors relative OH concentrations by means of Zeeman modulated resonance absorption. The OH(X²Π_{3/2}, v=0, J=5/2–J=3/2) magnetic component at 1.12 T (11.2 kG) is used primarily.

Reactant gas purity is a critical problem in many of these measurements, as noted earlier.⁵ In particular, small quantities of volatile and highly reactive ($k \approx 5 \times 10^{-12}$ cm³/molecule · s)¹¹ olefinic materials can cause serious errors when present in some of the relatively inert aliphatic halocarbons studied here. CH₃CCl₃ is a case worth noting. A special analyzed sample of CH₃CCl₃, which contained no chemical inhibitor, was obtained from the manufacturer. The major impurity in this sample, 0.39% CH₂CCl₂, is more volatile (bp 31.7 °C) than CH₃CCl₃ (bp 74.1 °C). Our first measurements yielded a rate constant of about 1.3 × 10⁻¹³ cm³/molecule · s, which seemed large when compared to our other measurements on similar compounds. Therefore, we carried out a fractional distillation on a part of the sample, with the result that the observed rate coefficient was reduced considerably. With improved distillation technique, we eventually obtained a rate constant that could not be reduced by further purification steps. This sample was also analyzed and

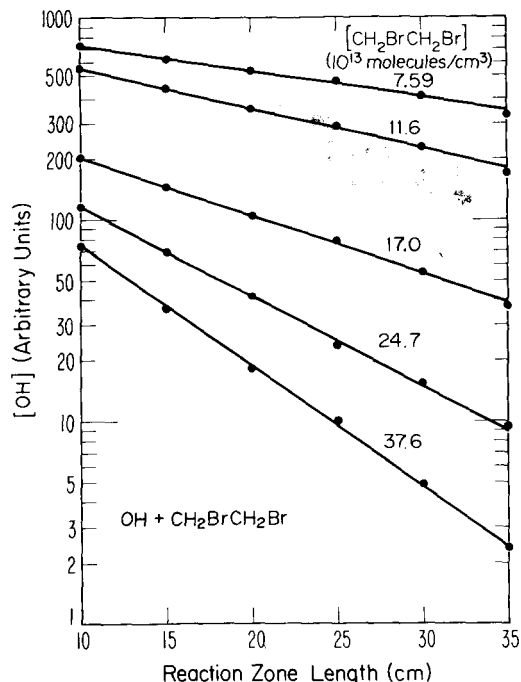


FIG. 1. Typical data for five measurements of the OH + $\text{CH}_2\text{BrCH}_2\text{Br}$ reaction rate constant. The OH concentration is shown as a function of the length of the reaction zone (equivalent to reactant inlet position). The reactant gas concentration is given for each measurement on the right side of the figure. The average flow velocity \bar{v} is 684 cm/sec and $[\text{He}] = 1.36 \times 10^{17}$ atoms/cm³.

found to be relatively free of CH_2CCl_2 (reduced by about a factor of 30), although a higher concentration of high boiling impurities remained.

The reactant gas materials have the following purity levels: $\text{CH}_3\text{CH}_3 > 99\%$, $\text{CH}_3\text{CH}_2\text{Cl} > 99.7\%$, $\text{CH}_2\text{ClCH}_2\text{Cl} > 99.99\%$ (analyzed), $\text{CH}_2\text{BrCH}_2\text{Br} > 99.6\%$ (analyzed), $\text{CH}_3\text{CHF}_2 > 99.9\%$ (analyzed), $\text{CH}_3\text{CHCl}_2 > 99.86\%$ (analyzed), $\text{CH}_3\text{CF}_2\text{Cl} > 99.99\%$ (analyzed), $\text{CH}_3\text{CCl}_3 > 99.88\%$ (analyzed), $\text{CH}_2\text{ClCF}_3 > 99.99\%$ (analyzed), $\text{CHFClCF}_3 > 99.8\%$ (analyzed), $\text{CHCl}_2\text{CF}_3 > 99.9\%$ (analyzed), $\text{CF}_2\text{ClCF}_2\text{Cl} > 99.8\%$ (analyzed), and $\text{CF}_2\text{ClCFCl}_2 > 99.8\%$ (analyzed). An analysis of the reactant material used was obtained for those indicated to have been analyzed. In all cases, the analysis was provided by the manufacturers and was guided by their knowledge of what important impurities result from the manufacturing process. We are confident that the analyses show that there are no significant impurities in the reactant chemicals that would seriously affect the results. For example, the impurities in $\text{CF}_2\text{ClCF}_2\text{Cl}$ and $\text{CF}_2\text{ClCFCl}_2$ are almost entirely inert perhalogenated methane and ethane compounds.

RESULTS AND DISCUSSION

Figure 1 shows a series of typical OH decay plots obtained for the OH reaction with $\text{CH}_2\text{BrCH}_2\text{Br}$. The concentration of the reactant gas, $[\text{CH}_2\text{BrCH}_2\text{Br}]$, is shown on the right side of the figure for each set of points and has been varied over a range of about a factor of 5 in this series of experiments. The effective bimolecular

rate coefficient for each line can be obtained by dividing the first-order rate constant from the slope of the line by the average linear flow velocity \bar{v} and the reactant gas concentration. An alternative way to treat the data is shown in Fig. 2, where the first-order rate constants from Fig. 1 (in s^{-1}) are plotted as a function of the reactant concentration. An average bimolecular rate coefficient for the whole set is given by the slope of the line through the data. Since the line very nearly goes through the origin, it is clear that the same result is obtained by either averaging the individual bimolecular rate coefficients or using the set of first-order constants and concentrations as in Fig. 2. This is true of nearly all of the reactions reported here.

After all of the measurements had been completed using the usual boric acid coated flow tube,¹⁰ we decided to remeasure the rate constant for CH_3CHF_2 using a new analyzed sample of reactant gas. In the meantime the wall coating had been changed to phosphoric acid. The results with this coating were quite different from the previous boric acid coating set. The bimolecular rate coefficient was found to decrease from about 4.8 to about 3.4×10^{-14} cm³/molecule · s with increasing reactant concentration. The boric acid coating data show no such effect. When the phosphoric acid coating set is plotted, first-order rate constant vs reactant concentration, as shown in Fig. 3, the problem is obvious. As CH_3CHF_2 reactant is added to the flow tube, it causes a small increase in the rate of destruction of OH on the flow tube wall. Thus, each first-order rate constant measurement, k' in Fig. 3, consists of two components, a homogeneous (gas) reaction and a heterogeneous (wall) reaction. Fortunately, only the gas reaction shows a dependence on reactant concentration, indicating the wall is saturated with CH_3CHF_2 at the low-

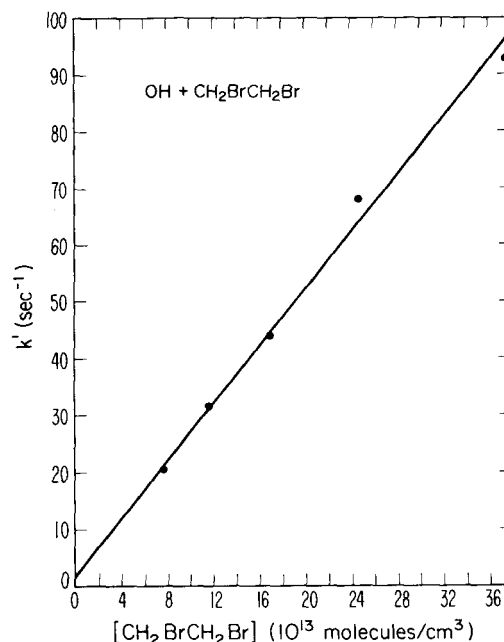


FIG. 2. Plot of first order rate constants from data in Fig. 1 vs reactant gas concentration. The slope is the bimolecular rate constant for this series for measurements of OH + $\text{CH}_2\text{BrCH}_2\text{Br}$.

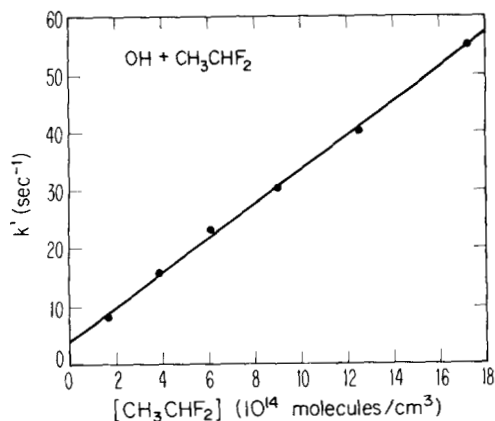


FIG. 3. Plot of first order rate constants vs reactant gas concentration for six measurements of the OH + CH₃CHF₂ reaction using a phosphoric acid coated flow tube. The intercept is the change in the OH wall loss rate due to the addition of reactant gas. The slope is the bimolecular rate constant. $\bar{v} = 487$ cm/sec and $[\text{He}] = 5.84 \times 10^{16}$ atoms/cm³.

est concentration used in this work. The resultant bimolecular rate coefficient, the slope, is in excellent agreement with the value measured with a boric acid wall coating.

The first-order OH wall loss rate constant for either boric acid or phosphoric acid coatings is about the same, about 20 s⁻¹ in the absence of reactant gas. The phenomenon observed here is similar to that reported by Margitan *et al.*¹² recently for measurements on the (OH + HNO₃) reaction in a phosphoric acid coated reactor. In that study, the intercept with HNO₃ reactant was an order of magnitude larger than found here for CH₃CHF₂. At least for studies involving CH₃CHF₂, boric acid is a superior wall coating.

The rate constant measurements of this work are summarized in Table I with the results of others for comparison. The table also shows the number of measurements for each reactant, the average rate constant derived from these measurements, the standard deviation in parentheses, and the estimated total error.

Very few absolute rate constant measurements have been reported by others for OH reactions with ethane type molecules near room temperature. A few high temperature relative measurements have been reported and have been reviewed by Wilson¹³ but will not be discussed here. The values given in Table I for other authors have been calculated for $T = 296$ K using their Arrhenius parameters.

Greiner¹⁴ has studied the reactions of OH with a variety of alkanes, over the temperature range 300–500 K, using a flash photolysis–kinetic spectroscopy technique. His measurement for ethane, which includes a small correction (~10%) for secondary reaction, is in perfect agreement with the present work.

Cox *et al.*¹⁵ have made measurements of the OH reactions of several halocarbons, including CH₃CF₂Cl and CH₃CCl₃. They use the photolysis of HNO₂ as a source of OH and a competitive reaction technique to derive rate constants relative to the (OH + CH₄) reaction. By

adopting a value of 7×10^{-15} cm³/molecule · s for the (OH + CH₄) rate constant, the quantitative results shown in Table I are obtained. Their rate constant for CH₃CF₂Cl is close to our value but for CH₃CCl₃ is different by nearly a factor of 2, which is their estimate of their accuracy.

Davis *et al.*⁷ have also measured rate constants for the OH reactions of CH₃CF₂Cl and CH₃CCl₃. They report the temperature dependence for the reactions from measurements using flash photolytic formation and resonance fluorescence detection of OH. Both results provide excellent agreement, with less than 10% difference from ours. This agreement is particularly gratifying in view of the complete difference in the measurement techniques used in the different studies.

As with the earlier methane compound measurements, we observe several trends in the OH reactivity of the ethane molecules with halogen atom substitution. Bromine and chlorine substitution are roughly equivalent and both tend to weaken the remaining (C–H) bonds and increase the OH reactivity.

Since we do not detect the reaction products, we cannot say with absolute certainty that the reaction mechanism is only hydrogen atom abstraction. However, all evidence clearly indicates that is the case.

There is not sufficient bond energy data for ethane type molecules to allow quantitative correlations with reactivity, but from our earlier correlation,⁶ we can estimate the (C–H) bond energies for several of the compounds using their OH rate coefficients. Thus, we estimate $D_{298}^0(\text{C–H}) = 104$ kcal/mol for CH₃CF₂Cl, 101 kcal/mol for CH₃CCl₃, 101.5 kcal/mol for CH₂ClCF₃, 100.5 kcal/mol for CHClCF₃, and 98.5 kcal/mol for CHCl₂CF₃. The accuracy of these estimates is probably about ± 2 kcal/mol.

TABLE I. Rate constant summary for this work and other measurements near 296 K.

Reactant	Number of measurements	Average (s. d.) ± error (10 ⁻¹⁵ cm ³ /molecule · s)	Reference
CH ₃ CH ₃	9	290(29) ± 60 290 ± 100	This work Greiner ¹⁴
CH ₃ CH ₂ Cl	9	390(36) ± 70	This work
CH ₂ ClCH ₂ Cl	16	220(26) ± 50	This work
CH ₂ BrCH ₂ Br	19	250(18) ± 55	This work
CH ₃ CHF ₂	20	31(2.3) ± 7	This work
CH ₃ CHCl ₂	20	260(26) ± 60	This work
CH ₃ CF ₂ Cl	9	2.83(0.08) ± 0.42 4 3.09	This work Cox <i>et al.</i> ¹⁵ Davis <i>et al.</i> ⁷
CH ₃ CCl ₃	15	15(0.7) ± 3 28 15.3	This work Cox <i>et al.</i> ¹⁵ Davis <i>et al.</i> ⁷
CH ₂ ClCF ₃	12	10.5 (1.3) ± 2.3	This work
CHClCF ₃	16	12.4(0.6) ± 1.9	This work
CHCl ₂ CF ₃	16	28.4(1.5) ± 4.3	This work
CF ₂ ClCF ₂ Cl	5	< 0.5	This work
CCl ₂ FCF ₂ Cl	3	< 0.3	This work

With the rate constant measurements reported here, it is possible to estimate the atmospheric lifetimes of the ethane type molecules with respect to OH radicals. The ideal way to compute this lifetime is with an extensive model of atmospheric chemistry which includes transport and temperature effects and natural atmospheric OH concentrations. A very crude estimate of the tropospheric life time τ can be made directly from a rate constant k in Table I and a typical average tropospheric concentration,³ $[\text{OH}] = 10^6$ molecules/cm³.

$$\tau = 1/k[\text{OH}] .$$

This predicts lifetimes ranging from about 2.6×10^6 s (1 month) for $\text{CH}_3\text{CH}_2\text{Cl}$ to about 3.5×10^8 s (10 yr) for $\text{CH}_3\text{CF}_2\text{Cl}$. Since transport into the stratosphere is a relatively slow process, these lifetimes suggest that a very small fraction of the $\text{CH}_3\text{CH}_2\text{Cl}$ released in the troposphere will reach the stratosphere but a considerably larger fraction of $\text{CH}_3\text{CF}_2\text{Cl}$ will survive long enough to reach the stratosphere. Authentic model calculations will allow the effect of these compounds on stratospheric ozone to be assessed.

Note added in proof: R. P. Overend, G. Paraskevopoulos, and R. J. Cvetanović, *Can. J. Chem.* **53**, 3374 (1975) have reported an additional measurement of the rate constant for the OH reaction with C_2H_6 , $k = 2.64 \times 10^{-13}$ cm³/molecule · s. This result is also in excellent agreement with the value reported here.

ACKNOWLEDGMENTS

We thank Dr. S. R. Orfeo, Dr. D. F. Harnish, and Dr. H. Magid of Allied Chemical Corporation, Dr. C.

Hoffman of E. I. duPont de Nemours and Company, and Dr. J. H. Plonka of Dow Chemical Company for supplying analyzed samples of halocarbon compounds. This work was supported in part by the National Bureau of Standards Office of Air and Water Measurement.

- ¹F. S. Rowland and M. J. Molina, *Rev. Geophys. Space Phys.* **13**, 1 (1975).
- ²R. J. Cicerone, R. S. Stolarski, and S. Walters, *Science* **185**, 1165 (1974).
- ³P. J. Crutzen and I. S. A. Isaksen, submitted to *J. Geophys. Res.*
- ⁴S. C. Wofsy, M. B. McElroy, and Y. L. Yung, *Geophys. Res. Lett.* **2**, 215 (1975).
- ⁵C. J. Howard and K. M. Evenson, *J. Chem. Phys.* **64**, 197 (1976).
- ⁶R. Atkinson, D. A. Hansen, and J. N. Pitts, Jr., *J. Chem. Phys.* **63**, 1703 (1975); R. A. Perry, R. Atkinson, and J. N. Pitts, Jr., *ibid.* (to be published).
- ⁷D. D. Davis, R. T. Watson, S. Fischer, and G. Machado (private communication).
- ⁸J. H. Plonka (private communication).
- ⁹E. P. Grimsrud and R. A. Rasmussen, *Atmos. Environ.* **9**, 1014 (1975).
- ¹⁰C. J. Howard and K. M. Evenson, *J. Chem. Phys.* **61**, 1943 (1974).
- ¹¹C. J. Howard, "Rate Constants for the Reactions of OH Radicals with Ethylene and Halogenated Ethylene Compounds," manuscript in preparation.
- ¹²J. J. Margitan, F. Kaufman, and J. G. Anderson, *Int. J. Chem. Kinet. Symp.* **1**, 281 (1975).
- ¹³W. E. Wilson, Jr., *J. Phys. Chem. Ref. Data* **1**, 535 (1972).
- ¹⁴N. R. Greiner, *J. Chem. Phys.* **53**, 1070 (1970).
- ¹⁵R. A. Cox, R. G. Derwent, E. A. J. Eggleton, and J. E. Lovelock (private communication).